

How To Outsmart Varnish and Avoid Costly Downtime




Varnish: The Elusive Enigma

Whether tending to a gas turbine or a large hydraulic system, the mere mention of varnish can cause alarm and an immediate call to action.

A number of explanations for the increasing occurrence of lube oil varnish have been postulated. Tighter filtration requirements, higher lube oil flow rates, higher operating temperatures and the switch to Group II base stocks in oil formulations have been offered as potential culprits in the decimation of lube oil systems. Varnish can often lead to unplanned outages and costly downtime, therefore, understanding and responding to varnish with remedial filtration is critical. Unfortunately, the ability to accurately measure varnish

potential has remained elusive in routine testing.

“We work with power plants all over the country and their number one concern is varnish, specifically, making sure we are performing the necessary tests to alert them of a potential varnish problem,” notes Michael Barrett, Vice President, Sales & Marketing, TestOil. “We are continually looking for ways to improve the methodologies and technologies used in our laboratory to help customers solve problems.”



“It’s very important that a gas turbine and the hydraulic system work every time you start up or make changes. The cost of not starting up when required, or causing shutdowns, can cost in the thousands. We check for varnish potential every six months and act on it if we start to see the varnish potential increase. The bottom line is by keeping the varnish potential under control, the equipment works when called on.”

Comments by a Predictive Specialist who works for a major US power company

Measuring Varnish Potential

Lubricating oil in gas turbines and hydraulic systems is unfortunately subject to the ravages of varnish. It is well-documented that varnish is an insoluble contaminant comprised of oil degradation by-products and sometimes depleted additive molecules. It is generally caused by some type of thermal (heat-related) stress placed on the oil. The debilitating effects of varnish include the loss of operating clearances within machinery and a loss of heat transfer due to thermal insulating. As more operators face the prospect of varnish in their lube oil systems, they are turning to oil analysis labs for answers.

Varnish potential, or the measure of a lubricant's tendency to form varnish

deposits, cannot accurately be measured using standard oil analysis tests. The specific lubricant degradation byproducts associated with varnish formation remain elusive for tests like viscosity, acid number, spectroscopy, and particle counts to measure. For this reason specific tests have been developed which can assess the likelihood of varnish formation in a lube oil system.

A varnish potential analysis is used to signal the development of lube oil varnish potential. This analysis combines multiple testing technologies to measure a lubricating oil's propensity to create varnish deposits.

Varnish Potential Analysis combines the results of the following individual tests to provide a complete picture of a lube oil's varnishing potential:

- Membrane Patch Colorimetry
- Particle Count
- Ultra Centrifuge
- Acid Number
- Karl Fischer Method
- RULER
- IR Spectroscopy




View a sample report:
[Varnish Potential Analysis](#)

optical and pore blockage. Optical particle count passes the oil through a beam of light. Anything in the oil that interrupts the beam is counted as a particle. This method will count soft (varnish) particles. Pore blockage particle count passes the oil through a calibrated mesh screen that captures only hard particulates. A significant difference in the two results may be due to the presence of water, soft contaminants, or insoluble contaminants.

Ultra Centrifuge

A small amount of oil in a test tube is run for 30 minutes at 18,000 RPM in an ultra centrifuge. By subjecting the sample to significant G-forces, we are able to extract oil-degraded insoluble contaminants that are associated with varnish potential. Insoluble contaminants tend to have a higher density and will drop out during



This example shows a sample has a UC value of 5, which is above the acceptable limits. These results correlate with the elevated MPC value (shown above) and indicate the presence of an elevated level of degradation byproducts associated with varnishing.

testing. The amount of the agglomerated material is compared to a rating scale to derive the UC value (1-8). This test is considered an excellent indicator of varnish potential.

Acid Number

A significant increase in the acid number could be indicative of rising carboxylic acids associated with an oxidation condition. Monitoring the acid number alerts us to an increasing risk of oxidation. A rapidly rising acid number indicates antioxidant depletion.

Karl Fischer Method

This water determination test quantifies the amount of water in the lubricant. A reagent is titrated into a measured amount of sample and reacts with the OH molecules present in the sample. Results are reported as either % water or ppm percentage (1%=10,000ppm). Increased water concentrations indicate

possible condensation, coolant leaks, or process leaks around the seals.

IR Spectroscopy

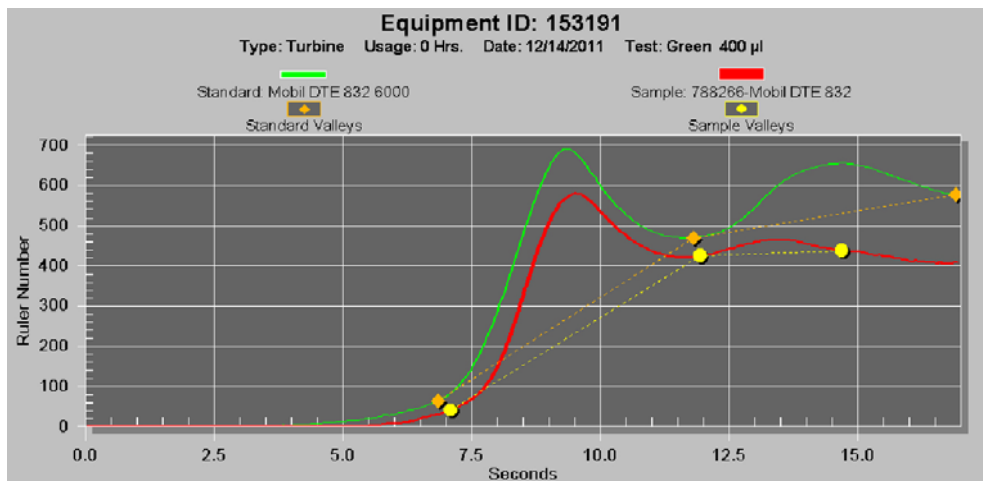
The FTIR covers the monitoring of base stock degradation, oxidation and additive depletion in machine lubricants, hydraulic fluids and other fluid types. This test is based on trending of different parameters in various oils and fluids. For the turbine oil method, thermal event acid and acid oxidation are indicators of lubricant

degradation. Ester, aromatic additive and base oil aromatic provide formulation information and should correlate with new oil data. Amine antioxidants and phenolic antioxidants are oxidation inhibitors with data expressed in indexing numbers.

Remaining Useful Life Evaluation Routine

The RULER® test uses linear sweep voltammetry to measure hindered phenolic and aromatic amine antioxidant content. The RULER quantitatively analyzes the

relative concentrations of antioxidants in new and used oils in order to monitor the depletion rates of the antioxidant protection package in the oil. Hindered phenols and aromatic amines are primary antioxidants used in many industrial oils and turbine oil applications. By measuring the depletion and available reactivity of these antioxidant compounds while conducting other routine performance tests, the service life of used lubricants can be effectively monitored.



The ruler measures the remaining active antioxidants in the lubricant. This example shows that the level of amine antioxidants is 79%, and the level of phenolic antioxidant is 15%, of the new oil level. These results suggest a lubricant is at risk for varnish formation.

Fighting Back Against Varnish

Varnish potential analysis should be considered a mandatory tool for any lube system that is prone to varnish. By controlling factors that influence or promote lubricant degradation, machine reliability and availability increases. By monitoring the contaminants responsible for varnish, reliability managers and maintenance planners can implement appropriate corrective actions before costly damage occurs and unnecessary downtime is experienced.

View a sample Varnish Potential Analysis Report at <http://www.testoil.com/pdf/vpaw1.pdf>

Contact Us

Call: 216-251-2510

Email: info@testoil.com

Visit our website: www.testoil.com

Visit our blog: <http://oil-analysis.testoil.com/>

Tweet us at: @TestOilAnalysis



About TESTOIL

TESTOIL is a full service oil testing laboratory owned by Insight Services. Since 1988 the laboratory has been providing fast and reliable oil analysis results across all industries throughout the Americas.

The firm's comprehensive range of oil analysis services assists reliability engineers with condition monitoring and identification of machine wear.

TESTOIL employs a sophisticated diagnostic technology that assists their Machine Condition Analysts in making equipment and lubrication condition assessments.